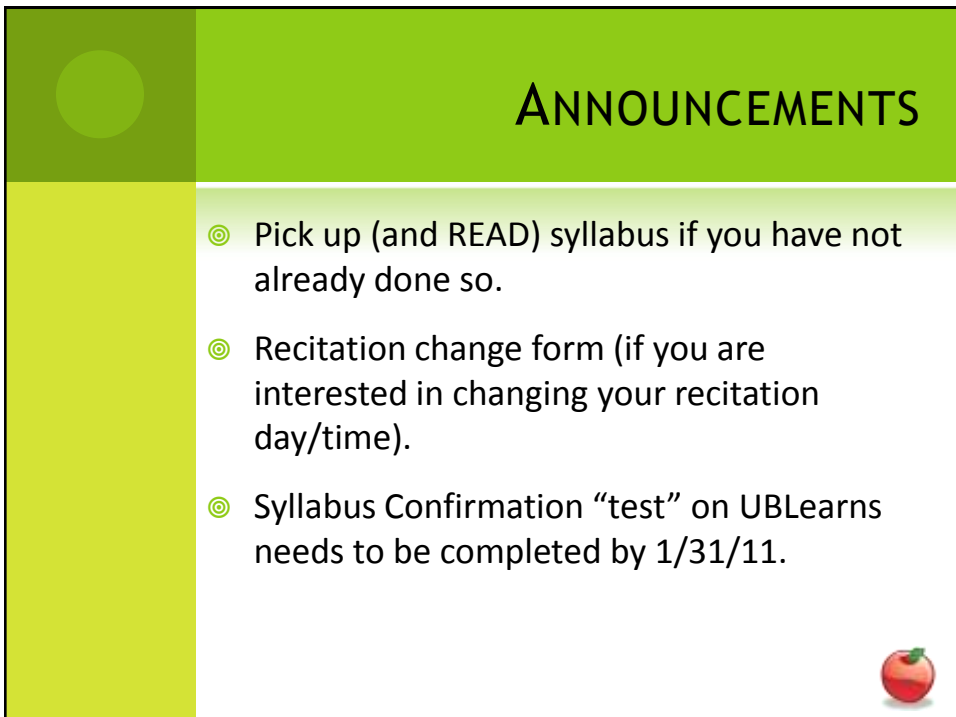



CSE 113 B
January 24-28, 2011



ANNOUNCEMENTS

- ⊙ Pick up (and READ) syllabus if you have not already done so.
- ⊙ Recitation change form (if you are interested in changing your recitation day/time).
- ⊙ Syllabus Confirmation “test” on UBLearns needs to be completed by 1/31/11.



3

LAB 1 & PRACTICE 1

- ⦿ To be worked on in recitation this week.
- ⦿ Posted to course website already.
- ⦿ You will be receiving an email from Web-CAT about your account. This system is used for submission. More details available in assignment description.
- ⦿ Please confirm that you have an Engineering account BEFORE going to first recitation. Website to check given in assignment. Can take 24 hours to get account created.



STEP 1

- ⦿ Turn to a blank page in notebook.



STEP 2

- ⦿ Draw a dot at the center of the page



STEP 3

- ⦿ Starting at the top left-hand corner of the page, draw a straight line through the dot finishing at the bottom right-hand corner.



STEP 4

- ⦿ Starting at the bottom left-hand corner of the page, draw a line through the dot finishing at the top right-hand corner.

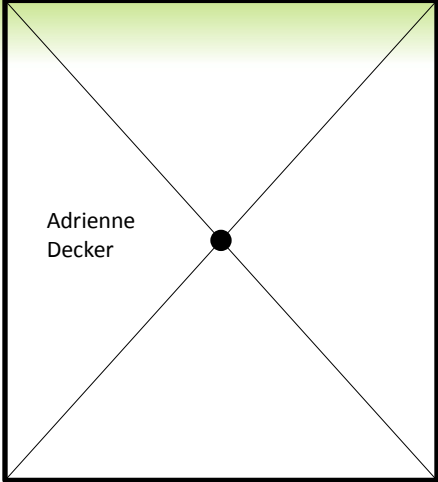


STEP 5


- ⦿ Write your name (legibly) in the center of the triangle on the left-hand side of the page.



IS YOUR PICTURE CORRECT?





Adrienne
Decker



EXERCISE (ON YOUR OWN)

What instructions would you write to create this picture?



WORKSHEETS

- ⊙ Will be given out as paper copies in class unless they are posted at least one class day before they are used in class.
- ⊙ Example: Today's sheet was not posted on Monday, so it will be handed out in paper form.
- ⊙ Please check for worksheets the day before each class and print out if you are interested in having them in class.



12

