

Engineering Problem Solving with C++ An Object Based Approach

Chapter 2 Simple C++ Programs

1

Topics for Discussion

- ◆ Program Structure
- ◆ Data representation: Variables
- ◆ Data types
- ◆ Operators: addition, subtraction
- ◆ Operator precedence
- ◆ Input/output statements
- ◆ Problem solving: from problem statement to complete (tested and verified) C++ solution.

2

First Program – volume of a box

```
/* *****  
/* Program chapter1  
/*  
/* This program computes the volume of a box  
/* *****  
#include <iostream>  
using namespace std;  
  
int main()  
{  
    // Declare and initialize objects  
    double length( 20.75), width(11.5),height(9.5), volume;  
  
    // Calculate volume.  
    volume = length * width * height;  
    // Print the volume.  
    cout << "The volume is " << volume << endl;  
  
    // Exit program.  
    return 0;  
}  
/* *****
```

3

Program structure

preprocessor directives

int main()

{

declarations

statements

}

4

Comments

- ◆ Comments help people read programs, but are ignored by the compiler.
- ◆ In C++ there are two types of comments.
 - Line comments begin with `//` and continue for the rest of the line.
 - Delimited comments begin with `/*` and end with `*/`

5

#include Preprocessor Command

- ◆ Links code into the program from the specified file.
- ◆ `#include <iostream>`
 - Contains class information for input and output.
 - And is defined in the package (namespace) `std`.

6

C++ Data Types

Keyword	Example of a constant
bool	true
char	'5'
int	25
double	25.0
string	"hello" //must include <string>

7

Naming entities in C++

- ◆ Identifiers are used to name entities in C++.
- ◆ Rules for construction of identifiers
 - Start with a letter or underscore _
 - Consist of letters digits and underscore
 - Can not be a reserved word.
 - Only first 31 characters used to distinguish it from other identifiers.
 - Case sensitive

8

Variable Declarations

Declarations define memory locations, including type of data to be stored, identifier, and possibly an initial value.

General Form:

```
data_type identifier_list;
```

Examples:

```
double length( 20.75), width(11.5), volume;  
int numberOfFeetInYard(3);
```

9

Symbolic Constants

- ◆ Used to name values which do not change during the execution of the program.
- ◆ Are always initialized at declaration.
- ◆ Used wherever an expression is allowed.

General Form:

```
const data_type identifier = value;
```

10

Assignment Statements

- ◆ Used to assign a value to a variable

General Form:

identifier = expression;

- ◆ Example 1 - initialization

double sum = 0; **sum** 0

- Example 2

int x;
x=5; **x** 5

- Example 3

char ch;
ch = 'a'; **ch** a

11

Assignment Statements - continued

- ◆ Example 3

int x, y, z;
x=y=0;
z=2; **x** 0

y 0

z 2

- Example 4

y=z; **y** 2

12

Arithmetic Operators

- ◆ Addition +
- ◆ Subtraction -
- ◆ Multiplication *
- ◆ Division /
- ◆ Modulus %
 - Modulus returns remainder of division between two *integers*
 - Example
 - 5%2** returns a value of 1

13

Integer Division

- ◆ Division between two integers results in an integer.
- ◆ The result is truncated, not rounded
- ◆ Example:
 - 5/3** is equal to 1
 - 3/6** is equal to 0

14

Priority of Operators

1. Parentheses Inner most first
2. Unary operators Right to left
(+ -)
3. Binary operators Left to right
(* / %)
4. Binary operators Left to right
(+ -)

15

Self-test - Evaluate

◆ $7 + 3 * 5 - 2$

◆ $4 + 7 / 3$

◆ $8 \% 3 * 6$

◆ $(7 + 3) * 5 - 2$

16

Increment and Decrement Operators

◆ Increment Operator ++

- ◆ post increment `x++;`
- ◆ pre increment `++x;`

◆ Decrement Operator --

- ◆ post decrement `x--;`
- ◆ pre decrement `--x;`

◆ For examples assume $k=5$ prior to executing the statement.

- ◆ `m = ++k;` both m and k become 6
- ◆ `n = k--;` n becomes 5 and k becomes 4

17

Precedence of Arithmetic and Assignment Operators

Precedence	Operator	Associativity
1	Parentheses: ()	Innermost first
2	Unary operators + - ++ -- (type)	Right to left
3	Binary operators * / %	Left to right
4	Binary operators + -	Left to right
5	Assignment operator =	Right to left

18

Simple I/O - **cin**

cin

- is an istream object
- streams input from standard input
- uses the >> (input operator)

General Form:

```
cin >> identifier >> identifier;
```

Note: Data entered from the keyboard must be compatible with the data type of the variable.

19

Simple Output - **cout**

cout

- is an ostream object
- streams output to standard output
- uses the << (output) operator

General Form:

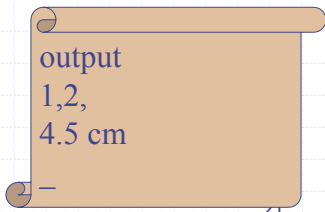
```
cout << expression << expression;
```

Note: An expression is any C++ expression (string constant, identifier, formula or function call)

20

//Example1 for input and output

```
#include <iostream>
#include <string>
using namespace std;
int main()
{
    int i, j;
    double x;
    string units = " cm";
    cin >> i >> j;
    cin >> x;
    cout << "output \n";
    cout << i << ',' << j << ',' << endl
        << x << units << endl;
    return 0;
}
// Input stream:
1 2 4.5
```

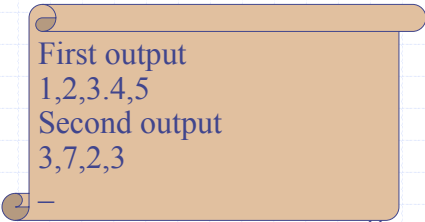


output
1,2,
4.5 cm

21

//Example 2 of input and output

```
#include <iostream>
using namespace std;
int main()
{
    int i, j;
    double x, y;
    cin >> i >> j >> x >> y;
    cout << "First output " << endl;
    cout << i << ',' << j << ',' << x << ',' << y << endl;
    cin >> x >> y >> i >> j;
    cout << "Second output" << endl;
    cout << i << ',' << j << ',' << x << ',' << y << endl;
    return 0;
}
//Input stream is:
1 2
3.4 5
2 3 3 7
```



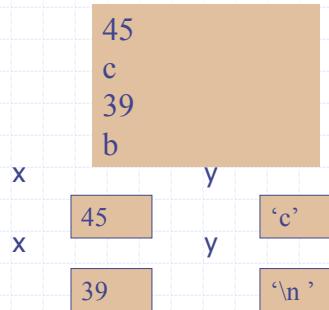
First output
1,2,3.4,5
Second output
3,7,2,3

22

Characters and input

- ◆ >> discards leading whitespace
- ◆ get() method used to input whitespace characters
- ◆ Example:

```
int x;  
char y;  
cin >> x >> y;  
cin >> x;  
cin.get(y);
```



23

Problem: Distance between two points

- ◆ Compute the distance between two points.
- ◆ Method for solving it:
 - Input?
 - Output?
 - Walk-through an example
 - Stepwise solution (pseudo code)
 - Code
 - Test
 - Verify

24