

Process Scheduling

B.Ramamurthy

Introduction

- ◆ An important aspect of multiprogramming is scheduling. The resources that are scheduled are IO and processors.
- ◆ The goal is to achieve
 - High processor utilization
 - High throughput
 - number of processes completed per unit time
 - Low response time
 - time elapse from the submission of a request to the beginning of the response

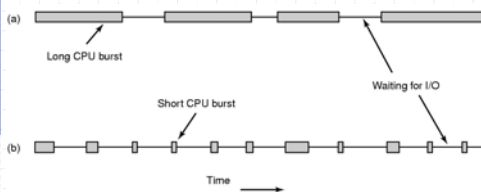
Topics for discussion

- ◆ Motivation
- ◆ Types of scheduling
- ◆ Short-term scheduling
- ◆ Various scheduling criteria
- ◆ Various algorithms
 - Priority queues
 - First-come, first-served
 - Round-robin
 - Shortest process first
 - Shortest remaining time and others

The CPU-I/O Cycle

- ◆ We observe that processes require alternate use of processor and I/O in a repetitive fashion
- ◆ Each cycle consist of a CPU burst (typically of 5 ms) followed by a (usually longer) I/O burst
- ◆ A process terminates on a CPU burst
- ◆ CPU-bound processes have longer CPU bursts than I/O-bound processes

CPU/IO Bursts



- ◆ Bursts of CPU usage alternate with periods of I/O wait
 - a CPU-bound process
 - an I/O bound process

Motivation

- ◆ Consider these programs with processing-component and IO-component indicated by upper-case and lower-case letters respectively.
- ```
A1 a1 A2 a2 A3
0 30 50 80 120 130 ==> JOB A
B1 b1 B2
0 20 40 60 ==> JOB B
C1 c1 C2 c2 C3 c3 C4 c4 C5
0 10 20 60 80 100 110 130 140 150
=>JOB C
```

## Motivation

- ◆ The starting and ending time of each component are indicated beneath the symbolic references (A1, b1 etc.)
- ◆ Now lets consider three different ways for scheduling: no overlap, round-robin, simple overlap.
- ◆ Compare utilization  $U =$   

$$\text{time CPU busy} / \text{total run time}$$

9/27/2005

7

## Scheduling Criteria

- ◆ CPU utilization – keep the CPU as busy as possible
- ◆ Throughput – # of processes that complete their execution per time unit
- ◆ Turnaround time – amount of time to execute a particular process
- ◆ Waiting time – amount of time a process has been waiting in the ready queue
- ◆ Response time – amount of time it takes from when a request was submitted until the first response is produced, **not** output (for time-sharing environment)

9/27/2005

8

## Optimization Criteria

- ◆ Max CPU utilization
- ◆ Max throughput
- ◆ Min turnaround time
- ◆ Min waiting time
- ◆ Min response time

9/27/2005

9

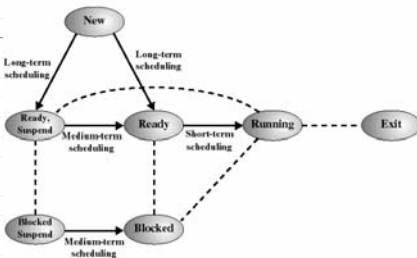
## Types of scheduling

- ◆ Long-term : To add to the pool of processes to be executed.
- ◆ Medium-term : To add to the number of processes that are in the main memory.
- ◆ **Short-term** : Which of the available processes will be executed by a processor?
- ◆ IO scheduling: To decide which process's pending IO request shall be handled by an available IO device.

9/27/2005

10

## Classification of Scheduling Activity



- ◆ Long-term: which process to admit
- ◆ Medium-term: which process to swap in or out
- ◆ Short-term: which ready process to execute next

9/27/2005

11

## First-Come, First-Served (FCFS) Scheduling

| Process | Burst Time |
|---------|------------|
| $P_1$   | 24         |
| $P_2$   | 3          |
| $P_3$   | 3          |

- ◆ Suppose that the processes arrive in the order:  $P_1, P_2, P_3$   
 The Gantt Chart for the schedule is:



Waiting time for  $P_1 = 0$ ;  $P_2 = 24$ ;  $P_3 = 27$

Average waiting time:  $(0 + 24 + 27)/3 = 17$


9/27/2005

12

## FCFS Scheduling (Cont.)

Suppose that the processes arrive in the order  $P_2, P_3, P_1$ .

◆ The Gantt chart for the schedule is:



- ◆ Waiting time for  $P_1 = 6; P_2 = 0; P_3 = 3$
- ◆ Average waiting time:  $(6 + 0 + 3)/3 = 3$
- ◆ Much better than previous case.
- ◆ *Convoy effect* short process behind long process

9/27/2005

13

## Shortest-Job-First (SJF) Scheduling

- ◆ Associate with each process the length of its next CPU burst. Use these lengths to schedule the process with the shortest time.
- ◆ Two schemes:
  - nonpreemptive – once CPU given to the process it cannot be preempted until completes its CPU burst.
  - preemptive – if a new process arrives with CPU burst length less than remaining time of current executing process, preempt. This scheme is known as the Shortest-Remaining-Time-First (SRTF).
- ◆ SJF is optimal – gives minimum average waiting time for a given set of processes.

9/27/2005

14

## Example of Non-Preemptive SJF

Process Arrival Time Burst Time

|       |     |   |
|-------|-----|---|
| $P_1$ | 0.0 | 7 |
| $P_2$ | 2.0 | 4 |
| $P_3$ | 4.0 | 1 |
| $P_4$ | 5.0 | 4 |



- ◆ Average waiting time =  $(0 + 6 + 3 + 7)/4 = 4$

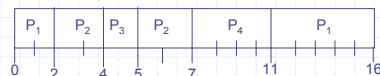
9/27/2005

15

## Example of Preemptive SJF

Process Arrival Time Burst Time

|       |     |   |
|-------|-----|---|
| $P_1$ | 0.0 | 7 |
| $P_2$ | 2.0 | 4 |
| $P_3$ | 4.0 | 1 |
| $P_4$ | 5.0 | 4 |



- ◆ Average waiting time =  $(9 + 1 + 0 + 2)/4 = 3$

9/27/2005

15

## Shortest Job First: critique

- ◆ Possibility of starvation for longer processes as long as there is a steady supply of shorter processes
- ◆ Lack of preemption is not suited in a time sharing environment
  - CPU bound process gets lower priority (as it should) but a process doing no I/O could still monopolize the CPU if he is the first one to enter the system
- ◆ SJF implicitly incorporates priorities: shortest jobs are given preferences
- ◆ The next (preemptive) algorithm penalizes directly longer jobs

9/27/2005

17

## Priority Scheduling

- ◆ A priority number (integer) is associated with each process
- ◆ The CPU is allocated to the process with the highest priority (smallest integer = highest priority).
  - Preemptive
  - nonpreemptive
- ◆ SJF is a priority scheduling where priority is the predicted next CPU burst time.
- ◆ Problem = Starvation – low priority processes may never execute.
- ◆ Solution = Aging – as time progresses increase the priority of the process.

9/27/2005

18

## Round Robin (RR)

- ◆ Each process gets a small unit of CPU time (*time quantum*), usually 10-100 milliseconds. After this time has elapsed, the process is preempted and added to the end of the ready queue.
- ◆ If there are  $n$  processes in the ready queue and the time quantum is  $q$ , then each process gets  $1/n$  of the CPU time in chunks of at most  $q$  time units at once. No process waits more than  $(n-1)q$  time units.
- ◆ Performance
  - $q$  large  $\Rightarrow$  FIFO
  - $q$  small  $\Rightarrow$   $q$  must be large with respect to context switch, otherwise overhead is too high.


9/27/2005

19

## Example of RR with Time Quantum = 20

| Process | Burst Time |
|---------|------------|
| $P_1$   | 53         |
| $P_2$   | 17         |
| $P_3$   | 68         |
| $P_4$   | 24         |

- ◆ The Gantt chart is:



- ◆ Typically, higher average turnaround than SJF, but better *response*.

9/27/2005

20

## Various Metrics

- ◆ Turnaround time = Finish time - Arrival time
- ◆ Normalized turnaround time = Turnaround time / service time
- ◆ Response time = arrival time - start time
- ◆ Overall wait time = response time + wait times in the ready queue (ready to run, but CPU not avail)

9/27/2005

21

## Scheduling in Real-Time Systems

### Schedulable real-time system

- ◆ Rate Monotonic Scheduling:

- ◆ Given

- $m$  periodic events
- event  $i$  occurs within period  $P_i$  and requires  $C_i$  seconds

- ◆ Then the load can only be handled if

$$\sum_{i=1}^m \frac{C_i}{P_i} \leq 1$$

9/27/2005

22

## Summary

- ◆ Scheduling is important for improving the system performance.
- ◆ Methods of prediction play an important role in Operating system and network functions.
- ◆ Simulation is a way of experimentally evaluating the performance of a technique.

9/27/2005

23